

# identity

by Belgotex®

*live in the moment*

---

virtue


---







Virtue | Mantel Oak 8594



Virtue | Sienna Oak 8396





# identity

by Belgotex®

**The right flooring choice  
will set the mood of a  
space and create moments  
of appreciation for design  
and interiors.**

**Identity by Belgotex** luxury vinyl floorings offer excellence in design and quality. Meeting all expectations of a great floor, delivering on key features and characteristics of expert manufacturing.

Virtue has natural wood tones inspired by European trends for effortless style and naturally beautiful flooring. A generous plank size will enhance your space using fewer planks for clean visuals and open spaces to escape in.

# features



## DESIGNERS CHOICE

Virtue offers a choice of wood designs for a look you'll love. The finest in style and durability with a selection to complement any colour palette for any space.




## EMBOSSSED IN REGISTER DESIGNS

Realistic embossed finishes with a 4 sided microbevel gives a textured finish whilst reducing noise and delivering excellent insulation and comfort underfoot.



## SUITABLE FOR WET AREAS

Virtue is suitable for wet areas with wear, scratch and stain resistant qualities requiring low maintenance giving a fit for purpose and visually pleasing flooring solution.



## NATURAL LOOK COLOUR SELECTION

Crafted to capture the elegance of nature with an appearance of beautiful natural woods for stunning interiors.



## ENVIRONMENTALLY RESPONSIBLE

Committed to sustainable and environmentally responsible policies, Identity by Belgotex is produced in a zero-landfill manufacturing facility, where all waste water and waste production are 100% recycled. Low-carbon production has decreased 78% of steam consumption. Over 85% of the raw materials are sourced within 500 miles of the plant. All Identity flooring is 100% recyclable and is made with 100% virgin vinyl that is 100% phthalate free. All the ranges are REACH and CE compliant, GreenTag and FloorScore® certified and are reported with transparency by means of Environmental Product Declaration (EPD) and Declare® labeling.





Vintage Steel  
0143



Cashmere Oak  
6678




California Oak  
8168



Mantel Oak  
8594



Urban Oak  
8166



Sienna Oak  
8396





Virtue | Vintage Steel 0143



Virtue | California Oak 8168





Virtue | Urban Oak 8166

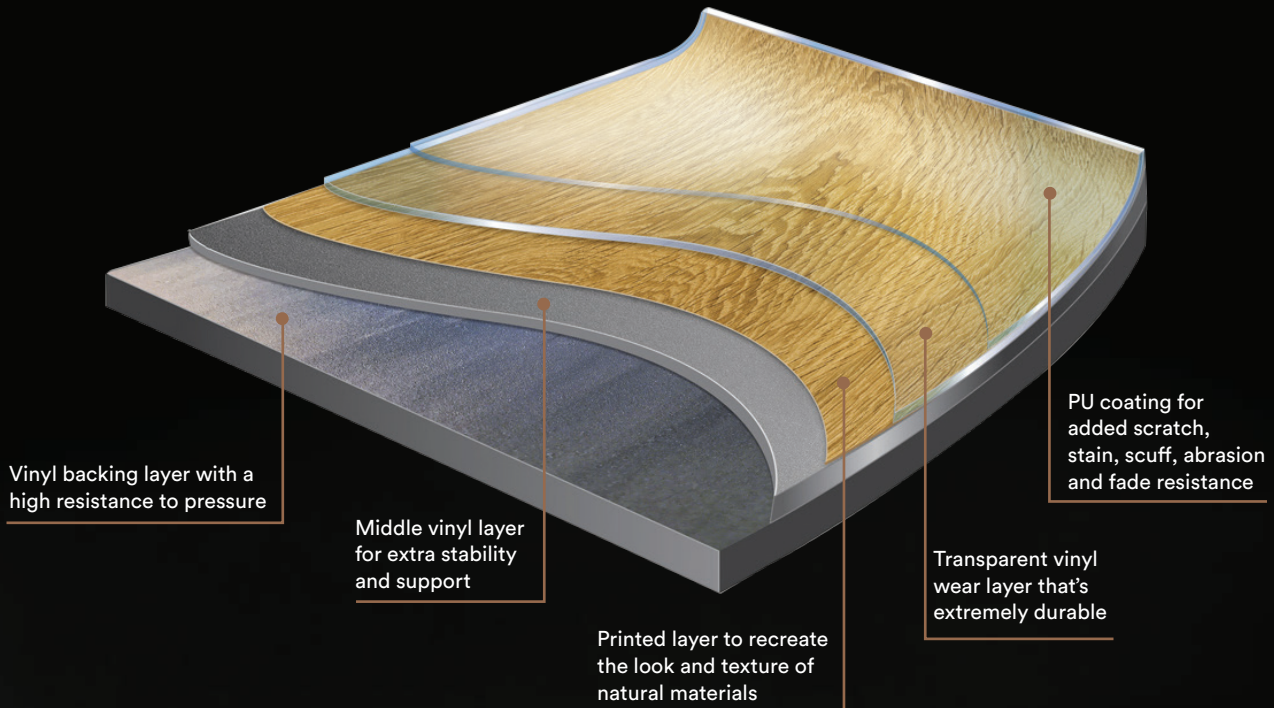


Virtue | Cashmere Oak 6678



# construction

## LUXURY VINYL TILE





# specifications



Designers  
Choice



Embossed



Environmentally  
Responsible



Suitable for  
Wet Areas



Natural look  
colour selection



4-sided  
microbevel



Commercial  
Warranty



Residential  
Warranty



Declare.



|                                 |   |
|---------------------------------|---|
| <b>Construction</b>             | Luxury Vinyl Tile   |
| <b>Plank Size</b>               | 241.3 x 1516.8mm  |
| <b>Tiles per Carton</b>         | 6pcs / 2.20m <sup>2</sup>   |
| <b>Total Weight</b>             | 9050g/m <sup>2</sup>  |
| <b>Wearlayer Thickness</b>      | 0.55mm  |
| <b>Total Thickness</b>          | 5.0mm   |
| <b>Surface Protection</b>       | High Performance PU   |
| <b>Finish</b>                   | Embossed in Register<br>Mantel Oak 8594 and Vintage Steel 0143 only Embossed  |
| <b>Bevel</b>                    | 4-sided micro-bevel   |
| <b>Micro Scratch Resistance</b> | ≤ MSR-A1 (EN 16094)<br>≤ MSR-B1 (EN 16094)  |
| <b>Slip Resistance</b>          | R10 (DIN 51130)   |
| <b>Electrical Propensity</b>    | < 2kV (EN 1815)   |
| <b>Fire Rating</b>              | CRF > 11.0kW/m <sup>2</sup> (ISO 9239-1)  |
| <b>Acoustic Insulation</b>      | 4dB (EN 10140-3)  |
| <b>Dimensional Stability</b>    | ≤0.15% (ISO 23999)  |
| <b>Thermal Resistance</b>       | 0.021 (m <sup>2</sup> *K/W) (ISO 12667)   |
| <b>Indoor Air Quality</b>       | FloorScore®<br>A+ Emissions<br>Eurofins Gold Certified  |
| <b>Underfloor Heating</b>       | Suitable, max 27°C  |
| <b>Residual Indentation</b>     | < 0.1mm (EN ISO 24343-1)  |
| <b>Colour Fastness</b>          | Grade 6 (ISO 105-B02:2014)  |
| <b>Classifications</b>          | Class 23 Domestic Heavy / Class 33 Commercial Heavy / Class 42 Industrial Medium  |
| <b>Warranties</b>               | LVT Warranty<br>20 Year Residential Warranty<br>10 Year Commercial Warranty   |
| <b>Environmental</b>            | Greentag Certified<br>Environmental Product Declaration<br>GREENGUARD Gold Certification<br>Declare<br>ISO 9001, ISO 45001, ISO 14001 |

# cleaning and maintenance

## Installation

We recommend having your floor installed by a registered and approved New Zealand Installation contractor or dealer. The planks are glued with a special adhesive to a thoroughly prepared surface or subfloor. All subfloors must be solid, even, clean and dry. Any holes or unevenness should be smoothed out using levelling compound. New concrete slabs must be thoroughly dry and completely cured.

## Basic Cleaning

The floor should be dry vacuumed to remove all dust and loose debris, then wiped with a neutral pH floor cleaner, using a damp mop, diluted in accordance with the manufacturer's instructions. After 5-10 minutes, all dirt and residue of the cleaning agent should be removed; the floor should be rinsed with a damp mop and allowed to dry.

Always remove excess water. It can cause slip and fall hazards.

Clean only with water or mild detergent or domestic floor cleaning emulsion. Never use acetone or chlorinated solvents for cleaning. Please don't use wax or vanish coating.

**DO NOT** steam clean the floor. The use of a steam mop will void all warranties.

## Preventive Measures

The easiest way to reduce maintenance costs is to reduce the amount of dirt, grit and moisture brought into a building with an effective barrier mat. This should be cleaned regularly.

The use of either rubber-backed mats or coco-fibre mats is not acceptable since they are known to cause yellow stains or plasticiser migration in vinyl floors.

Never slide heavy furniture or fittings over an unprotected floor or severe scratching may result. The floor should be protected from the wheels or feet of fittings, avoiding rubber products which may stain.

Furniture polish and window cleaning agents should be applied to a cloth to avoid spillage onto the floor. Contact with some agents, such as silicone, will make the floor surface extremely slippery and may result in accidents.

Regular cleaning is more beneficial to the floorcovering and more cost effective than occasional heavy cleaning.



## Spot Protection and Removal

Most domestic agents will not harm the floor, however all residue of cleaning agents should be removed to avoid discolouration.

The following substances can cause discolouration:

|                           | ACTION  |
|---------------------------|---|
| Asphalt                   |   |
| Coco-Fibre Mats           | 1. Wipe immediately with a paper towel or cloth.                |
| Crayons                   | 2. The area should then be washed using a damp cloth or sponge. |
| Lipstick                  |   |
| Nail Polish               |   |
| Paints containing acetone |   |
| Permanent Marker Pens     |   |
| Rubber Mats               |   |
| Shoe Polish               |   |
| Solvent-based paints      |   |
| Spices                    |   |
| Tar                       |   |
| Varnish                   |   |

## Tips

- Regular light maintenance is more cost effective than periodic heavy maintenance and more beneficial to the floorcovering.
- Always sweep, mop, or dry vacuum the floor regularly.
- Always use clean equipment – dirty equipment only redistributes the dirt.
- Do not mix cleaning products from different manufacturers – they may not be compatible.
- Always remove any spillage immediately.
- Always remove excess water.
- Always take precautions to prevent dark rubber from coming into contact with the floor.
- Wet floors are slippery; always use warning signs that cleaning is in progress.





# Belgotex®

**Contact Us:**

P. 0800 377 753

F. 0800 377 754

W. [belgotex.co.nz](http://belgotex.co.nz)



[belgotexNZ](https://www.facebook.com/belgotexNZ)



[belgotex\\_nz](https://www.instagram.com/belgotex_nz)



[belgotex\\_NZ](https://www.pinterest.com/belgotex_NZ)

The colours shown may vary slightly from the actual product and should be used as a guide only.