

Belgotex®

Care and Maintenance Guide

B.

A World of Choice

Care and
maintenance
helps preserve
the appearance
of your carpet.





CARPET CHARACTERISTICS

Tracking

Tracking is the imprint left by footprints on your carpet. This is common on all cut pile surfaces and usually disappears after a thorough vacuum, however it will reappear after the carpet is walked on again. This is seen more often in high traffic areas such as doorways and hallways. These areas should be given more attention during vacuuming.

Pile Reversal Shading

All cut pile carpets develop light or dark patches over time. This is known as shading or watermarking. It is caused by the carpet fibres bending and reflecting the light differently. Shading can not be predicted or prevented but is more related to the carpet use rather than construction. When caused by foot marking and vacuuming, pile shading is temporary and can be reversed by vacuuming or brushing the carpet in the normal direction of pile lay. Shading does not affect the wear or lifespan of the carpet and is not considered a flaw or defect.

Shift Lines

Parallel lines that appear on the surface of loop pile carpets. More apparent with large designs or patterns. This can also be affected by colour and light sources.

Seam Peaking

Seam peaking is normal when joined carpet is stretched into place. Lighting conditions can accentuate a carpet seam and create the impression that the pile on the side closer to the light source is a lighter shade than the pile on the other side of the join. Carpet seams are never invisible but they should be straight, aligned and as flat as possible.

Appearance Retention

All carpets change appearance over time. Carpet pile will flatten to some extent due to normal use. Regular vacuuming and periodic professional cleaning will reduce the degree of flattening.

Matting is a wear-induced characteristic that is seen as the merging together of carpet tufts to the stage where they may become less defined. Matting occurs in all carpets to some extent and is not considered a manufacturing defect unless it occurs rapidly or to an unacceptable degree.

Pattern Matching

Manufacturing processes introduce stresses and pressures on the carpet structure in both the length and width directions. As a result, a repeating pattern may not exactly match along the length of the carpet or across its width, particularly from one production run to another.

Underlay

Like carpet, underlay is available in various grades and qualities. An underlay should be firm but comfortable. As a guide, standing on the underlay you should not be able to feel the floor with the heel of your shoe. If replacing carpet, do not be tempted to use the existing underlay. It will have the same wear patterns as your old carpet and these will quickly appear in a new carpet and will void your Belgotex carpet warranty.



STAIN RESISTANT CARPETS

Solution Dyed Nylon

LIBERTY | EMPIRE | ROCKEFELLER AVENUE | BOULEVARD | CRESCENT DONEGAL | GALWAY | WEXFORD



Solution Dyed Nylon is considered one of the most durable types of carpet material, reigning supreme when tested against wear and tear. One of the inherent features of modern nylon carpets is their ability to be specifically manufactured to a range of climatic conditions, including New Zealand's harsh UV environment.

The heat-treated twists in Solution Dyed Nylon carpet make them incredibly resilient, bouncing back to its original state better than any other fibre. This with the combination of the fibres stain and fade resistance properties makes Solution Dyed Nylon an exceptionally hard-wearing carpet that will provide performance and long-lasting good looks.

Solution Dyed Polyester

BASES LOADED | CLASSIC CHOICE



Solution Dyed Polyester is a plush and soft carpet providing increased comfort underfoot. Constructed with a high twist rate makes Solution Dyed Polyester durable whilst maintaining a luxurious look and feel to your interior. Easy to clean and maintain, with stain and fade resistant properties. This combination makes Solution Dyed Polyester a quality and affordable solution for your home. Solution Dyed Polyester is made from recycled PET making it an eco-friendly choice.

STAIN RESISTANT CARPETS

Cleaning Guide

STEP ONE – SOIL CONTAINMENT

Soiling occurs when dirt is tracked into the house from outside, and is embedded into your carpet. The use of walk-off mats, both inside and outside, will minimise the soiling in your carpet.

- Outside mats – use soil-removal mats that have a coarse texture, are designed to brush soil from shoes.
- Inside mats – use mats to prevent moisture dirt and soil from reaching the carpet.

Mats must be vacuumed and cleaned frequently so that they do not then become a source of soiling.

STEP TWO – FREQUENT VACUUMING

Regular vacuuming with a good quality vacuum cleaner is essential to preserving the life of your carpet to prevent premature replacement. Dirt and soil can grind at the carpet fibres and cause permanent damage, causing your carpet to flatten and wear before it's time.

After your carpet is installed, vacuum carefully and frequently in the first week to remove surface dust and yarn remaining. For ongoing vacuuming, we recommend vacuuming at least twice a week, especially in high traffic areas. Pay specific attention to narrow traffic ways which will always show the first signs of wear.

Make sure that your vacuum cleaner is in good working order; remember to change dust bags and clean filters regularly. Vacuum cleaners should have high suction and NO beater brush, as this could affect the look and performance of your carpet.

Consideration should also be given to the use of vacuum cleaners with High Efficiency Particulate Air (HEPA) Filters. These filters are capable of filtering particles down to 0.2 micron, which includes bacteria and spores but not viruses. They prevent the recirculation of dangerous and unwanted particles and thus have a positive impact on Indoor Air Quality (IAQ) unlike vacuum cleaners with standard filters.

STEP THREE – SPOT AND STAIN REMOVAL

Spots and stains are inevitable, but they don't have to be permanent. The key to dealing with spots and stains is to deal with them immediately. Most everyday spills simply require a light clean with water, and preferably the use of a wet/dry vacuum. E.g. Bissell Spot Clean. For stronger stains, please refer to our stain chart for advice.

Staining vs Soiling

The majority of 'stains' that appear on your carpet are actually related to soiling. Many sugar based products that are cleaned off your carpet can leave a sugar residue after removal if not rinsed thoroughly. Or, when spills are cleaned with a detergent solution and the area is not rinsed thoroughly, a similar residue can remain. This sticky residue can readily attract soil from ordinary foot traffic and the results of this appear to be a stain. It is important to rinse your carpet thoroughly after cleaning, and make sure to blot dry as much as possible.

Do contain the stain as much as possible. Scoop up solids immediately, and then blot/dab as much of the spill as possible from the carpet with a clean white cloth. Work from the outside of the stain or spill towards the centre to avoid it spreading. **DON'T** ever scrub or rub the carpet! This will damage the pile and may worsen the stain. Also don't over wet the carpet with water or any other liquid.

STAIN RESISTANT CARPETS

STAIN	METHOD	STAIN	METHOD
Blood	1, 2, 7	Nail Polish	4, 7
Chewing Gum	3, 2, 7	Paint (latex)	1, 2, 7
Coffee / Tea	2, 6, 2, 7	Urine (fresh)	1, 2, 7
Marker Pen / Ink	5, 2, 6, 7	Wine	2, 6, 2, 7

METHODS

1. Rinse with cold water.
2. Mix 1 teaspoon of mild laundry powder with 1 litre of warm water. Apply carefully to the area and then blot to remove residue.
3. Chill with either ice cubes in a bag or with an aerosol freezing agent. Once frozen, remove gum by picking or scraping it off.
4. Clear pure acetone (available from a pharmacy). Apply sparingly to the area and blot to remove residue.
5. Mix 1 tablespoon of clear household bleach (ammonia free) with 1 cup of water. Apply the solution to the area and blot to remove residue.
6. Mix 1 part white vinegar with 1 part water. Apply the solution to the area and blot to remove residue.
7. Rinse thoroughly with warm (not hot) water. Ensure there is no sticky residue remaining.

STEP FOUR – PERIODIC PROFESSIONAL CLEANING






Steps 1-3 are great for day to day care, but giving your floor a deep clean periodically will extend the life of your carpet so that you can enjoy it for longer. When your carpet appears dirty even after vacuuming, it's time for a professional clean. We recommend hot water extraction every year. This is the most effective and frequently used method of deep cleaning in the industry, and will give the best restorative deep cleaning results.


It is important to use a reputable steam cleaning company who operate in accordance with the Australian and New Zealand carpet cleaning and maintenance standard AS/NZS 3733:1995. Shampooing, do it yourself steam cleaning, or dry cleaning are not recommended.

ENVIRONMENTAL CREDENTIALS

We are proud of our factories for our sustainability practices in all aspects of plant and manufacturing operations. We constantly push the limits for operational efficiency, seeking out ecologically sustainable manufacturing methods and developing eco-friendly products.

While maintaining the technical performance and design of our products, our products are manufactured with the health and environmental concerns of our users at the forefront of our mind. We provide the world's most state of the art and environmentally friendly flooring solutions to New Zealanders.

ENVIRONMENTAL CREDENTIALS		RANGES
	Global GreenTag's LCRate scores products against six main Sustainability Assessment Criteria and a further twenty plus Life Cycle and Social Criteria.	Bravo Delta Hilton Softology 301 Tango Westminster
	Green Star NZ is an Environmental rating system for buildings developed and operated by the New Zealand Green Building Council (www.nzgbc.org.nz). It is a powerful tool that allows building clients to catalyse their desire for environmental initiatives into a simple phrase such as "we shall aim for a 5 star building". This in turn means the design team will explore a number of possible environmental options spread across 8 major impact categories.	Bravo Delta Donegal Hilton Softology 301 Tango Westminster
	Homestar™ is a comprehensive, independent national rating tool, run by the not-for-profit Green Building Council, that measures the health, warmth and efficiency of New Zealand houses. A home is rated on a scale from 6 to 10.	Bravo Delta Donegal Hilton Softology 301 Tango Westminster
	IWBI delivers the cutting-edge WELL Building Standard™, the leading global rating system and the first to be focused exclusively on the ways that buildings, and everything in them, can improve our comfort, drive better choices, and generally enhance, not compromise, our health and wellness.	Bravo Delta Donegal Hilton Softology 301 Tango Westminster
	GUT enhances environmental and user-friendliness through the entire life-cycle of carpet, from production to installation, from usage to recycling.	Donegal Galway Wexford



Contact Us:

P. 0800 377 753

W. belgotex.co.nz

E. info@belgotex.co.nz



[belgotexNZ](https://www.facebook.com/belgotexNZ)



[belgotex_nz](https://www.instagram.com/belgotex_nz)



[belgotex_NZ](https://www.pinterest.com/belgotex_NZ)

Belgotex®